


ZACCHEUS

IC XC







Jesus Is a Friend to Zacchaeus

Luke 19—Jesus Is a Friend to Zacchaeus
Jesus and Zacchaeus Puppets

Supplies

copies of the puppet faces for each child
brown paper lunch bags (2 per child)
crayons or markers
scissors
glue



Directions

Color the puppet faces and cut them out along the outside edge. Cut along the solid line that runs across the mouth of each face. Glue the top portion of each face to the bottom of a lunch bag. Glue the bottom portion of each face directly below the top portion (see the example on page 35). Use the Jesus and Zacchaeus Puppets as you retell the story of Jesus being a friend to Zacchaeus. Tell the story from the perspective of Jesus or Zacchaeus.

EXODUS 33:1-6

The LORD
 said unto MOSES,
 DEPART,
 and GO UP hence,
 THOU and
 thy PEOPLE
 which thou hast
 BROUGHT
 up out of the
 LAND
 of EGYPT,
 unto the land
 which I SWARE
 unto ABRAHAM,
 to ISAAC, and
 to JACOB, saying,
 unto thy SEED
 will I GIVE IT:
 and I will send an
 ANGEL
 BEFORE thee;
 and I will DRIVE
 OUT
 the CANAANITE,
 the AMORITE,
 and the HITTITE,
 and the
 PERIZZITE,
 the HIVITE, and
 the JEBUSITE:
 unto a land
 FLOWING
 with MILK
 and HONEY:

A T S E M N O U D Q D M L O I W
 M N U E G O F N O E G J O S K J
 O V G O V Y A L K H E C R S F M
 R E N E E L P C E B T A D R B D
 I Q E I L V E T U H E N R E O U
 T V R O M N I S E L X A R N C Q
 E K D I F T I R M A H A R B A W
 C T L F T T E N D E W N Y E J P
 A K I I E F O I N S H I G F E V
 A T H Z O R N A M E N T S O P T
 S D C R Z E K H O Q B E P R U H
 I S E D F I G N I W O L F E O G
 C D E P P I R T S V E K R N G U
 S E Z S A V X E I T I E V I G O
 S A H H O R E B P P U T O F F R
 S T N U O M T L F H O N E Y I B

Say unto the
 CHILDREN
 of ISRAEL
 for thou art a
 STIFFNECKED
 people,
 THEREFORE
 now PUT OFF
 the ORNAMENTS

from thee.
 And the children
 of Israel
 STRIPPED
 THEMSELVES of
 their ornaments
 by the MOUNT
 HOREB.