


**Come, Lord Jesus,  
to the manger  
of our heart!**

# A Family Tree

Everyone has relatives. Jesus did too. When we name and list our relatives for many generations back, we call that our "family tree." Jesus' family tree is listed in Matthew 1. Find out who some of his relatives were. Their names are hidden below. They can be found horizontally, diagonally, and vertically.



## The Relatives

Abraham  
Isaac  
Josiah  
Rahab

Ahaz  
Jacob  
Judah  
Ram

Asa  
Jehoram  
Mary  
Ruth

Boaz  
Jesse  
Obed  
Solomon

David  
Joseph  
Perez



# Get Connected

The words on this page are connected. The last letter of one word is the first letter of the next word. Read the clues to discover the names. Begin with clue 1.



1

1. Author of the Book of Romans  
(Romans 1:1, 7)

2. A famous doctor  
(Colossians 4:14)

2

3

3. Esau's other name  
(Genesis 25:29-30)

4. Mother of Jesus  
(Matthew 1:16)

4

1. God spoke to this man through a burning bush (Exodus 3:3-4).

2. God's new name for Abraham's wife (Genesis 17:15)

2

3

3. Mother of Ishmael  
(Genesis 16:15)

4. A name for Jesus  
(John 1:49)



4



*God of hope,  
when Christ appears  
may he not find us  
asleep or idle,  
but active in his service  
and ready.*



Almighty God, we give you  
thanks for this life and all  
its blessings, for joys great  
and simple, for gifts and  
powers more  
than we deserve,  
for love at the  
heart of your  
purpose and  
surpassing  
wisdom in all your works,  
for light in the world  
brought once in Jesus  
Christ and shining ever  
through his Spirit.





*Come let us adore him...*

**Christ Is About  
To Be Born!  
Glorify Him!**

**Monday**

Vigil of the Nativity of our Lord

A Day of Fast from Meat and Dairy Products

9:00 AM Vespers Divine Liturgy of St. Basil the Great

7:30 PM Complines

Followed by Carol Singing

**Tuesday**

Glorious Feast of the Nativity in the flesh of our  
Lord, God and Saviour Jesus Christ

Midnight Solemn Divine Liturgy

9:30 AM Solemn Divine Liturgy

Festal Anointing

**Wednesday**

Feast of the Birthgiver of God

7:30 PM Divine Liturgy

**Thursday**

Feast of St. Stephen Martyr

7:30 PM Divine Liturgy

**Sunday**

Feast of SS. David, Joseph and James

9:30 AM Divine Liturgy

Festal Anointing







# SAFETY TIPS FOR THE TREE

**NOTE:  
TREES BECOME  
MORE AND MORE  
HAZARDOUS AS  
THEY DRY OUT.**



If your tree is purchased from a lot, test its freshness by pulling along a small branch. If the needles fall away in your hand, the tree is already too dry.



Christmas trees stored outside should be kept moist by cutting an inch off the bottom of the trunk and standing the tree in a bucket of water.



When the tree is decorated and inside your home, be sure that the stand can hold water. You must check that the tree has water every day, and add water as needed.



Artificial trees should bear a UL label of approval. Be absolutely certain the tree is made of fire retardant materials.



**Don't** place the tree near sources of heat like radiators, registers, space heaters or heating supply ducts.



**Check** to see which electrical outlets in the room are wired to separate circuit breakers in the fuse box. Don't over load a single circuit with multiple cords.



**Metallic tinsel** can cause a short or fire if it comes in contact with electric lights or wiring. Also, place metal ornaments safely away from electrical sources.




**Don't** cut up and burn your tree in the fireplace. Burning evergreens give off tar and creosol which can ignite and cause a chimney fire.



**Dispose** of your tree by putting it into a "tree bag" (available at most hardware stores) and leave it for pick-up according to the instructions of your local trash disposal service.







## HOLIDAY SAFETY AROUND THE HOME



**B**efore you cook that holiday dinner, be sure that the oven and stove top are clean free of grease and are in good working order.



**H**andles on stove-top pots should be turned away from the front, so they won't be accidentally tipped or knocked over.



**H**ave your chimney and fireplace inspected by a professional to make sure it's clean and free of obstructions. Never burn paper or trash in the fireplace.



**B**e sure your fireplace is covered with a metal screen or glass doors to prevent the spread of sparks.


# PLEASE REMEMBER

**STAY SAFETY CONSCIOUS  
WHILE COOKING IN THE  
KITCHEN.**


**SELECT SAFE AND APPROVED  
TOYS FOR CHILDREN AND  
TEACH THEM TO KEEP AWAY  
FROM LIT CANDLES, FIRE  
PLACES AND HEATERS.**

**MAKE SURE YOUR TREE IS  
FRESH AND MOIST. KEEP IT  
WATERED INDOORS AND DIS-  
POSE OF IT SAFELY.**

**CHECK ALL ELECTRICAL  
WIRES, LIGHTS AND DECORA-  
TIONS FOR DAMAGE OR WEAR  
AND...**







**C**heck all toys with electrical motors or lights to make sure they are approved by UL or an independent testing laboratory.



**M**ake sure the toy gifts that you buy for children are not made of flammable materials.



**M**any toy manufacturers indicate age ranges on toys for young children. Check to make sure the age category is appropriate; no small pieces for tots who may swallow or choke on them.



**R**emember... matches and lighters are not toys! Keep them out of childrens reach. Also, teach youngsters to keep away from lit candles, fire places and space heaters. Never leave children unattended when fire hazards are present.